



# Technical Bulletin #21

## IMPACT Newsrack

### Topic: Programming the ST-511 with the Price Set Wand

The Price Set Wand is a tool used to set or change edition prices in Bellatrix Coin Wizard mechanisms. To program the ST-511, the included adapter cable must be attached to the 6-pin connector of the Price Set Wand. (Figures 1 and 2)



Figure 1



Figure 2

Using the red Cam Lock key, unlock and open the cabinet top. (Figure 3) Using a Phillips screwdriver, remove the 2 screws from the Front Access Panel. (Figure 4) Fold down the Front Access Panel to expose the keyswitch cable.



Figure 3





Figure 4




## Technical Bulletin #21 IMPACT Newsrack

Disconnect the 6-pin keyswitch connector from the Impact cable. **(Figure 5)** Plug the Price Set Wand adapter cable into the 6-pin connector on the Impact Cable. **(Figure 6)** You will be able to hear the Coin Wizard reset itself in preparation for programming.



**Figure 5**



**Figure 6**

Press the green “Program” button on the front of the Price Set Wand. **(Figure 7)** When programming is successful, the green “Price Set” light will flash and the wand will beep once. (If the wand beeps continually, communication was not successful. Check connections and try again.) When finished programming, disconnect the Price Set Wand and plug the keyswitch cable back into the Impact cable. Close the Access Door and cabinet top.



**Figure 7**